



TELE-VIEW® TV-200X Wired Digital OTOSCOPE

**New Model
More Features
Lower Price!**

Features:

- » Detailed, high resolution images
- » Focus, zoom and brightness adjustment
- » View on any TV or computer
- » Working channel for foreign body removal
- » Easy image capture and storage to patient records

Benefits:

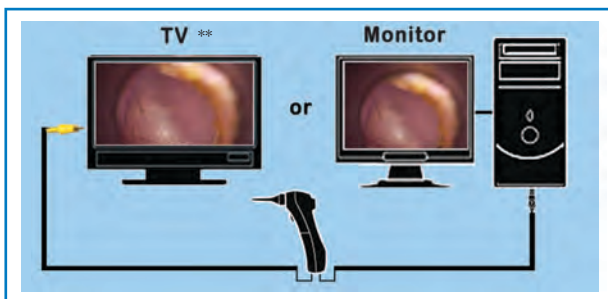
- » Improves client education and compliance
- » Increases revenue by verifying necessity of procedure
- » Easier for practitioner to see pathology
- » Safer viewing for practitioner - keeps face away from teeth
- » Also great for viewing nasal cavity, teeth, gums and skin



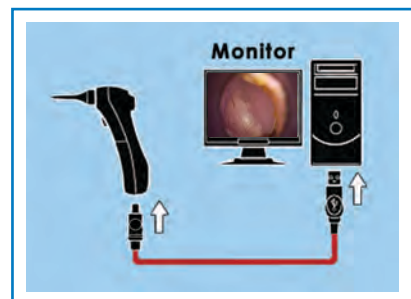
**Top View of Working Channel
With Flexible Forceps***

* 1.8 mm Flexible Forceps Not Included

The Tele-View® TV-200X Wired Otoscope easily magnifies and displays patient pathology on any TV or computer. Improve client education and compliance by enlarging and presenting problems to clients in real-time. As 'Seeing is Believing,' the TV-200X will generate incremental revenue and profits by increasing the number of procedures performed in the clinic.



Connects Directly to any TV or Computer

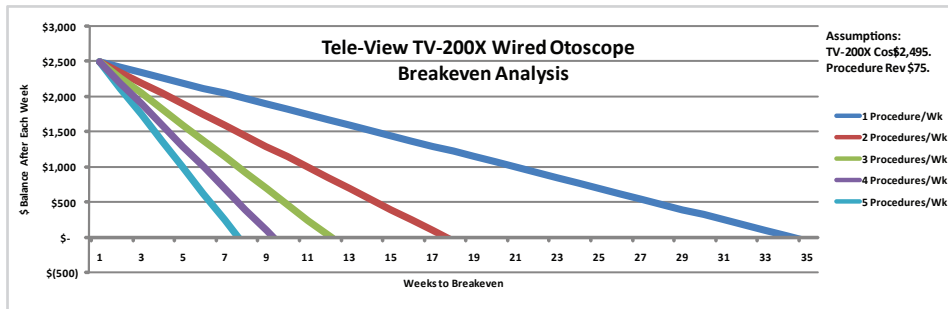


**Capture Images and Store in
Patient Record**

** TV and Computer Not Included - Pictures Simulated



**TELE-VIEW® TV-200X
WIRED DIGITAL OTOSCOPE**



Wired Otoscope Specifications:

TV Output: NTSC/PAL

Computer Output: USB

Memory: 1 GB micro SD memory storage

Otoscope Dimensions: L: 6.7 in (170 mm) x W: 1.6 in (40 mm) x H: 2.8 in

Otoscope Weight with Battery: (70 mm)

Otoscope Power: 6 oz (170 g)

Specula Dimensions: 1 User-Replaceable Li-Ion Battery (3.6V/800 mAh)
(inner diameter x length)

- 0.1 in (3 mm) x 2.8 in (73 mm)
- 0.2 in (4 mm) x 2.8 in (73 mm)
- 0.2 in (4 mm) x 2.8 in (73 mm) with working channel
- 0.3 in (7 mm) x 2.8 in (73 mm)
- 0.3 in (7 mm) x 2.8 in (73 mm) with working channel

Working Channel Diameter: 2.0 mm (fits 1.8 mm flexible forceps-not included)

Magnification: 20 ~ 200x (range varies according to monitor size)

Focus Range: 1.2 in (30 mm) ~ 20 ft (6 m)

Resolution: 1600 x 1200 pixels

Focus Type: Manual Focus

Illumination Source: 5 White LEDs

Brightness: 7 Levels

System Requirements: TV- composite video input

Computer- Windows XP, Vista, 7, or Server 2000

(Server 2000 only compatible with TV-200V)

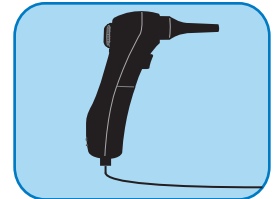
Computer- Mac with Video Capture Card

Warranty: 1 year

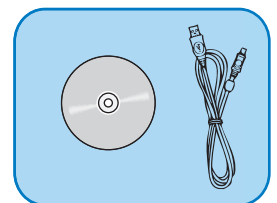
“ The Tele-View Wireless Otoscope has made me much more confident in ear diagnosis and treatment. I can now see even the smallest details on the ear drum much better than when I was a young practitioner with perfect eyesight! When coupled with an inexpensive monitor, clients can see the ear problems and it’s an easy next step to generate additional treatment revenue. Thank you for this new tool for the profession! ”

-Miranda Alexander, DVM - Balboa Vet Clinic, San Diego, CA

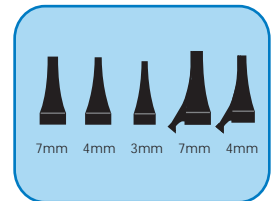
Included Components



Wired Digital Otoscope



Software Drivers & Cables



5 Specula



Place Otoscope in Ear



Wired Transmission*

*Simulated Picture

